

Rotary Actuator Accessories Catalog Page

LIT-1900167

2020-04-29

Description

This guide contains a wide range of accessories for rotary actuators.



Direct mount actuator accessories

Table 1: Direct mount actuator accessories

Code number	Description	Qty	Non-spring return				Spring return		
			M(VA)9104(6)-AGx-2Nxx	M9102(4)-xGA-xS	M9106(9)-xGx-2	M(VA)9308/9310	M(VA)9316/9320/9335	M(VA)9203	M(VA)9208
VAVA accessories									
CBL-2000-1	20 in. wire harness, actuator/transmitter to controller	1	■						
CBL-2000-2	20 in. cable, actuator/transmitter to controller, plenum rated	1	■						
CBL-2000-3	72 in. cable, actuator/transmitter To controller, plenum rated	1	■						
DPT-2015-0	Differential pressure transmitter, 0 to 1-1/2 in. W.C.(0 to 374 Pa.)	1	■						
Shaft couplers / position indicators									
M9000-606	Position indicators	5				■		■	
M9000-611	Position indicators	5							■
M9000-154	Jackshaft coupler kit, M9108 (16) (24) (32) Series (Ø 1 in.)	1							
M9203-601	Standard coupler kit, M9203 Series (Ø 1/4 to 1/2 in.)(□ 1/4 to 5/16 in.)	1					■		
M9203-602	Retainer for M9203 coupler	5					■		
M9208-601	Standard coupler kit, M9208 Series (Ø 5/16 to 5/8 in.)(□ 1/4 to 1/2 in.)	1						■	
M9208-600	Large coupler kit, M9208 Series (Ø 1/2 to 3/4 in.)(□ 3/8 to 9/16 in.)	1						■	
M9220-601	Standard coupler kit M9220 Series (1/2 to 3/4 in.)(□ 3/8 to 1/2 in.)	1							■
M9220-600	Jackshaft coupler kit, M9220 Series (3/4 to 1-1/16 in.)(□ 5/8 to 3/4 in.)	1							■
M9220-610	10 mm square shaft adapter with retainer	1							■
M9220-612	12 mm square shaft adapter with retainer	1							■
M9220-614	14 mm square shaft adapter with retainer	1							■
M9208-602	Retainer for M9208 coupler	5						■	
M9220-602	Retainer for M9220 coupler	5							■
M9310-600	Damper Shaft Adaptor for VA9300 actuators	1				■			
Mounting brackets									

Table 1: Direct mount actuator accessories

Code number	Description	Qty	Non-spring return					Spring return		
			M(VA)9104(6)-AGx-2Nxx	M9102(4)-xGA-xS	M9106(9)-xGx-2	M(VA)9308/9310	M(VA)9316/9320/9335	M(VA)9203	M(VA)9208	M9220
M9000-152	Reinforcement plate for mounting to thin sheet metal	1								■
M9000-158	Tandem mounting bracket	1								■
M9000-160	Anti-rotation bracket	1			■					
M9000-604	Anti-rotation bracket	1				■		■	■	■
M9300-100 D	Butterfly Valve Mounting Kit for Tandem M9300 Series Non-Spring Return Electric Actuators to 4, 5 and 6 in. (DN 100, 125 & 150)	1					■			
M9300-100 S	Butterfly Valve Mounting Kit for a Single M9300 Series Non-Spring Return Electric Actuator to 2, 3 and 4 in. (DN 50, 80 & 100)	1					■			
M9300-200 S	Butterfly Valve Mounting Kit for a Single M9300 Series Non-Spring Return Electric Actuator to 8 in. (DN 200)	1					■			
Damper linkages / accessories										
DMPR-KC003	Blade pin extension (Ø 1/2 x 7 in.) for D1300 dampers Not used with VA9308, VA9320, VA9335	1			■	■	■	■	■	■
DMPR-KC054	Damper blade arm for D1300 dampers	1							■	■
DMPR-KC100	Damper blade linkage for D1300 dampers	1							■	■
DMPR-KC102	Damper push rod, Ø 5/16 x 48 in. length	1							■	■
DMPR-KC254	Damper mount linkage kit for D1300 dampers	1								
DMPR-KC260	Damper mount linkage kit for D1300 dampers	1								■
DMPR-KC300	Ball joint for Ø 5/16 in. rod, 1/4-20 x 9/16 in. thread mount	10			■					
M9000-150	Damper mount linkage kit for D1300 dampers	1								
M9000-151	Remote mounting kit with crankarm and damper linkage	1				■	■			
M9000-153	Crankarm kit	1								■
M9000-170	Remote mounting kit (horizontal) with crankarm	1								■

Table 1: Direct mount actuator accessories

Code number	Description	Qty	Non-spring return				Spring return		
			M(VA)9104(6)-AGx-2Nxx	M9102(4)-xGA-xS	M9106(9)-xGx-2	M(VA)9308/9310	M(VA)9316/9320/9335	M(VA)9203	M(VA)9208
M9000-171	Remote mounting kit (vertical) with crankarm	1							■
M9000-270	Remote mounting kit (horizontal) with crankarm and damper linkage for D1300 dampers	1							■
M9000-271	Remote mounting kit (vertical) with crankarm and damper linkage for D1300 dampers	1							■
M9000-400	Jackshaft mounting kit, Ø 1/2 to 1.05 in.	1				■	■	■	■
M9000-402	Replacement hardware for M9000-400 jackshaft mounting kit	1						■	■
M9000-605	Ball joint for Ø 1/4 or 5/16 in. rods, 5/16-24 x 33/64 in. thread mount	5					■	■	■
M9203-100	Remote mounting kit with crankarm	1					■		
M9203-110	Universal mounting kit	1					■		
M9203-115	Universal mounting kit with crankarm	1					■		
M9203-150	Crankarm kit	1					■		
M9203-250	Remote mounting kit with crankarm and damper linkage for D1300 dampers	1					■		
M9208-100	Remote mounting kit with crankarm	1						■	
M9208-150	Crankarm kit	1						■	
M9208-250	Remote mounting kit with crankarm and damper linkage for D1300 dampers	1						■	
M9220-605	Ball joint for M8x1.25 threaded rod, M8x1.25 x 16.5 mm thread mount	5							■
Valve linkages									
M9000-155	Manual handle	1							
M9000-518	Ball valve linkage for non-spring return, 2-1/2 to 6 in. VG1000 flanged valves with 11 mm square stem	1							
M9000-519	Ball valve linkage for spring return, 2-1/2 to 6 in. VG1000 flanged valves with 11 mm square stem	1							■
M9000-530	Linkage for 2-1/2 in. flanged iron globe valves for single actuator mounting	1					■		■

Table 1: Direct mount actuator accessories

Code number	Description	Qty	Non-spring return				Spring return			
			M(VA)9104(6)-AGx-2Nxx	M9102(4)-xGA-xS	M9106(9)-xGx-2	M(VA)9308/9310	M(VA)9316/9320/9335	M(VA)9203	M(VA)9208	M9220
M9000-531	Linkage for 3 in. flanged iron globe valves for single actuator mounting	1					■ ¹			■
	Linkage for 4 in. flanged iron globe valves for single actuator mounting	1					■ ¹			■
M9000-532	Linkage for 3 in. flanged iron globe valves for tandem actuator mounting	1					■ ¹			■
	Linkage for 4 in. flanged iron globe valves for tandem actuator mounting	1					■ ¹			■
M9000-533	Linkage for 5 in. flanged iron globe valves for single actuator mounting	1					■ ¹			■
M9000-534	Linkage for 5 in. flanged iron globe valves for tandem actuator mounting	1					■ ¹			■
M9000-535	Linkage for 6 in. flanged iron globe valves for single actuator mounting	1					■ ¹			■
M9000-536	Linkage for 6 in. flanged iron globe valves for tandem actuator mounting	1					■ ¹			■
M9000-537	Linkage for 4 in. flanged iron globe valves for tandem actuator mounting	1					■ ¹			■
M9000-539	Adapter for M9000-53x linkages						■			
M9000-551	Ball valve linkage, 1/2 to 1 in. hot/chilled water applications	1		■						
M9000-560	Ball valve linkage, 1/2 to 2 in. hot/chilled water applications	1						■	■	
M9000-561	Thermal barrier	1		■		■		■	■	
M9000-607	Position indicators, VA9203 and VA9208 Series	5								
M9000-610	Tandem actuator adapter kit for VG2000 Series iron globe valve linkages	1								■
M9310-500	Ball valve linkage kit for M9310 on VG1000 Series valves	1				■				
M9000-700	Universal Ball Valve Linkage Kit	1	■	■		■		■		
Weather shields										

Table 1: Direct mount actuator accessories

Code number	Description	Qty	Non-spring return				Spring return			
			M(VA)9104(6)-AGx-2Nxx	M9102(4)-xGA-xS	M9106(9)-xGx-2	M(VA)9308/9310	M(VA)9316/9320/9335	M(VA)9203	M(VA)9208	M9220
M9000-310	Weather shield NEMA 3R, control dampers and VG2000 Series iron globe valve linkages, non-spring return	1			■					
M9000-320	Weather shield NEMA 3R, control dampers and VG2000 Series iron globe valve linkages, spring return	1								■
M9000-322	Weather shield, NEMA 4X (IP66), control dampers	1	■	■		■		■	■	
M9000-323	Weather shield, NEMA 4X (IP66), control dampers	1					■			
M9000-330	Weather shield NEMA 3R, VG1000 Series ball valves with M9000-518 linkage, non-spring return	1								
M9000-340	Weather shield NEMA 3R, VG1000 Series ball valves with M9000-517 or M9000-519 linkage, spring return	1								■
M9000-342	Weather shield, NEMA 4X (IP66), 1/2 to 2 in. VG1000 Series ball valves	1	■	■		■		■	■	
M9000-343	Weather shield, NEMA 4X (IP66), 2-1/2" to 6 in. VG1000 Series ball valves	1					■			
Switch kit										
M9300-2	Auxiliary Switch Kit 2x SPDT	1				■	■			
Feedback kit										
M9300-1K	Potentiometer Feedback Kit 1k Ohm	1				■	■			
M9300-2K	Potentiometer Feedback Kit 2k Ohm	1				■	■			
M9300-10K	Potentiometer Feedback Kit 10k Ohm	1				■	■			
M9300-140	Potentiometer Feedback Kit 140 Ohm	1				■	■			
Adj. stops										
M9203-603	Adjustable stop kit	1						■		
M9208-603	Adjustable stop kit	1							■	
M9220-603	Adjustable stop kit	1								■
Wiring accessories										
M9000-105	Pluggable 3-terminal block	1			■					
M9000-106	Pluggable 4-terminal block	1			■					

Table 1: Direct mount actuator accessories

Code number	Description	Qty	Non-spring return				Spring return		
			M(VA)9104(6)-AGx-2Nxx	M9102(4)-xGA-xS	M9106(9)-xGx-2	M(VA)9308/9310	M(VA)9316/9320/9335	M(VA)9203	M(VA)9208
M9104-100	Conduit adapter for 3/8 in. flexible metal conduit	10		■					
M9200-100	Threaded conduit adapters for 1/2 in. electrician's fittings	5							■
M9300-100	Threaded conduit adapters for 1/2 in. electrician's fittings	5				■		■	
Tools									
M9220-604	Manual crank, long, crank radius 2-13/16 in. (75 mm)	5						■	■
M9208-605	Manual crank, short, crank radius 1-13/16 in. (46.5 mm)	5						■	
Miscellaneous									
M9000-103	Transformer, 14 VA Class 2, 120 to 24 VAC 60 Hz	1				■		■	
M9000-104	Transformer, 14 VA Class 2, 230 to 24 VAC 60 Hz	1				■		■	
Y63T22-0	Transformer, 50 VA Class 2, 120/208/240 to 24 VAC 60 Hz, box mounting	1	■	■	■	■		■	■
Y63T31-0	Transformer, 50 VA Class 2, 120/208/240 to 24 VAC 60 Hz, foot/box mounting	1	■	■	■	■		■	■
Y64T15-0	Transformer, 92 VA Class 2, 120/208/240 to 24 VAC 60 Hz, foot mounting	1	■	■	■	■		■	■
Y64T21-0	Transformer, 92 VA Class 2, 120/208/240 to 24 VAC 60 Hz, box mounting	1	■	■	■	■		■	■
Y64T22-0	Transformer, 92 VA Class 2, 120/208/240 to 24 VAC 60 Hz, box mounting	1	■	■	■	■		■	■
Y65A13-0	Transformer, 40 VA Class 2, 120 to 24 VAC 60 Hz, foot mounting	1	■	■	■	■		■	■
Y65A21-0	Transformer, 40 VA Class 2, 120 to 24 VAC 60 Hz, box mounting	1	■	■	■	■		■	■
Y65G13-0	Transformer, 40 VA Class 2, 24 to 24 VAC 60 Hz isolation, foot mounting	1	■	■	■	■		■	■





Table 1: Direct mount actuator accessories

Code number	Description	Qty	Non-spring return				Spring return			
			M(VA)9104(6)-AGx-2Nxx	M9102(4)-xGA-xS	M9106(9)-xGx-2	M(VA)9308/9310	M(VA)9316/9320/9335	M(VA)9203	M(VA)9208	M9220
Y65S13-0	Transformer, 40 VA Class 2, 208/240 to 24 VAC 60 Hz, foot mounting	1	■	■	■	■		■	■	■
Y66T12-0	Transformer, 75 VA Class 2, 120/208/240 to 24 VAC 60 Hz, foot mounting	1	■	■	■	■		■	■	■
Y66T13-0	Transformer, 75 VA Class 2, 120/208/240 to 24 VAC 60 Hz, foot mounting	1	■	■	■	■		■	■	■

1 Adapter kit M9000-539 is required.

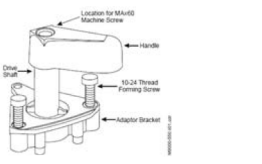





M9104-AGx-2Nxx and M9106-AGx-2Nxx Series actuator accessories

Table 2: M9104-AGx-2Nxx and M9106-AGx-2Nxx Series actuator accessories

	Code number	Description	Qty
Variable Air Volume (VAV) System Accessories			
 (CBL-2000-1.tif)	CBL-2000-1	20 in. (0.5 m) plenum rated wiring harness	1
 (CBL-2000-2.tif)	CBL-2000-2	20 in. (0.5 m) plenum rated wiring harness	1
 (CBL-2000-3.tif)	CBL-2000-3	72 in. (1.8 m) plenum rated wiring harness	1
 (DPT-2015-0.tif)	DPT-2015-0	0 to 1.5 in W.C. (0 to 375 Pa) differential pressure transmitter	1






M9102-xGA-xS and M(VA)9104-xGA-xS Series Actuator accessories

Table 3: M9102-xGA-xS and M(VA)9104-xGA-xS Series Actuator accessories

	Code number	Description	Qty	
Valve linkages				
 <p>(M9000-550 ii01.cdr)from 34-636-1816</p>	 <p>(M9000-550.tif)</p>	M9000-551	VG1000 ball valve linkage(for use with M9104 Series actuators only)	1
 <p>(M9000_561.jpg)</p>	M9000-561	Thermal barrier for M9000-560 and M9000-551 ball valve linkages. Permits use of M(VA)9xxx actuators on VG1000 Series ball valves with low-pressure steam	1	
	M9000-700	Universal Ball Valve Linkage Kit		
Weather Shields				
 <p>(M9000_341.jpg)</p>	M9000-342	Weather shield NEMA4x (IP66), 1/2 to 2 in. for VG1000 Series ball valves	1	
Wiring Accessories				
 <p>(M9104-100.tif)</p>	M9104-100	3/8 in. (10 mm) flexible metal conduit adapter kit(for use with M9102-xxx-2S or M9104-xxx-2S actuators with integrated wiring harness only)	10	

M9106-xGx-2 and M9109-xGx-2 Series Actuator accessories

Table 4: M9106-xGx-2 and M9109-xGx-2 Series Actuator accessories

	Code number	Description ¹	Qty
Mounting brackets			
 (M9000-160.tif)	M9000-160	Anti-rotation bracket for M9106(9) and M9108(16)(24)(32) Series actuators	1
Damper linkages / accessories			
 (DMPR-KC003.tif)	DMPR-KC003	Blade pin extension (Ø 1/2 x 7 in.) (for use with D1300 dampers only)	1
Weather shields			
 (M9000-310.tif)	M9000-310	NEMA 3R weather shield for control dampers	1
Wiring accessories			
 (M9000-105.tif)	M9000-105	Pluggable 3-terminal block	1
 (M9000-106.tif)	M9000-106	Pluggable 4-terminal block	1

¹ Ø means round shaft size (diameter); □ means square shaft size (each side)

M9108, M9116, M9124, and M9132 Series Actuator accessories

Table 5: M9108, M9116, M9124, and M9132 Series Actuator accessories




	Code number	Description ¹	Qty	
Shaft couplers / position indicators				
 (from LIT-1900167)	 (M9000-154.tif)	M9000-154	Jackshaft coupler kit for M9108 (16) (24) (32) Series actuators, (Ø 1 in.)	1
Mounting brackets				
 (M9000-152.tif)	M9000-152	Reinforcing plate for mounting to thin sheet metal	1	

Table 5: M9108, M9116, M9124, and M9132 Series Actuator accessories



	Code number	Description ¹	Qty
 (M9000-158.tif)	M9000-158	Tandem mounting bracket	1
 (M9000-160.tif)	M9000-160	Anti-rotation bracket	1
Damper linkages / accessories			
 (DMPR-KC003.tif)	DMPR-KC003	Blade pin extension (Ø 1/2 x 7 in.) (for use with D1300 dampers only)	1
 (DMPR-KC054.tif)	DMPR-KC054	Blade pin extension (Ø 1/2 x 7 in.) (for use with D1300 dampers only)	1
 (DMPR-KC100.tif)	DMPR-KC100	Damper blade linkage (for use with D1300 dampers only)	1
 (DMPR-KC102.tif)	DMPR-KC102	Damper push rod, Ø 5/16 x 48 in.	1
 (DMPR-KC260.tif)	DMPR-KC254	Damper mount linkage kit (for use with D1300 dampers only)	1
 (DMPR-KC300)	DMPR-KC300	Ball joint for Ø 5/16 in. rod, 1/4-20 x 9/16 in. thread mount	10
 (M9000-150.tif)	M9000-150	Damper mounting kit for remote, inside-duct mounting an M9108 (16) (24) Series actuator to a three-blade or larger damper	1
 (from LIT-1900167)	M9000-151	Remote mounting kit, with crankarm and damper linkage for M9108 (16) (24) Series actuators Use the M9000-151 linkage only on three-blade or larger dampers (not for use with M9132 Series actuators or tandem applications)	1
 (M9000-151.tif)			

Table 5: M9108, M9116, M9124, and M9132 Series Actuator accessories













	Code number	Description ¹	Qty
 (M9000-153.tif)	M9000-153	Crankarm kit(not for use with M9132 Series actuators or tandem applications)	1
 (M9000_400.jpg)	M9000-400	Jackshaft mounting kit, Ø 0.5 to 1.05 in.	1
 (M9000_402.jpg)	M9000-402	Replacement hardware for M9000-400 jackshaft mounting kit	1
Valve Linkages			
 (M9000-155.tif)	M9000-155	Manual handle	1
 (M9000-531.tif)	M9000-530	VG2000 linkage kit for single M9116 (24) Series electric actuator and Johnson Controls® 2-1/2 in. cast iron globe valves with 3/8 in. stems	1
	M9000-531	VG2000 linkage kit for a single M9116 (24) Series electric actuator and Johnson Controls 3 to 4 in. cast iron globe valves with 3/8 in. stems	1
	M9000-533	VG2000 linkage kit for a single M9124 Series electric actuator and Johnson Controls 5 in. cast iron globe valves with 1/2 in. stems	1
	M9000-535	VG2000 linkage kit for a single M9124 Series electric actuator and Johnson Controls 6 in. cast iron globe valves with 1/2 in. stems	1
 (M9000-534.tif)	M9000-532	VG2000 linkage kit for tandem M9124 Series electric actuators and Johnson Controls 3 to 4 in. cast iron globe valves with 3/8 in. stems	1
	M9000-534	VG2000 linkage kit for tandem M9124 Series electric actuators and Johnson Controls 5 in. cast iron globe valves with 1/2 in. stems	1
	M9000-536	VG2000 linkage kit for tandem M9124 Series electric actuators and Johnson Controls 6 in. cast iron globe valves with 1/2 in. stems	1
	M9000-537	VG2000 linkage kit for tandem M9124 Series electric actuators and Johnson Controls 3 to 4 in. cast iron globe valves with 1/2 in. stems	1
 (M9000-610.tif)	M9000-610	Tandem actuator adapter kit for VG2000 Series iron globe valve linkages (not for use with the M9000-530 linkage)	1

Table 5: M9108, M9116, M9124, and M9132 Series Actuator accessories

	Code number	Description ¹	Qty
Weather shields			
 (M9000-310.tif)	M9000-310	NEMA 3R weather shield for control dampers or M9000-53x linkage kits on VG2000 Series cast iron flanged globe valves	1
 (M9000-330.tif)	M9000-330	NEMA 3R weather shield for VG1000 Series non-spring-return ball valves with M9000-518 linkage	1
Wiring accessories			
 (M9000-105.tif)	M9000-105	Pluggable 3-terminal block	
Miscellaneous (unique to M9108[16][24][32] Series Actuators)			
 (M9000-103.tif)	M9000-103	Transformer, Class 2, 120/24 VAC	1
 (M9000-104.tif)	M9000-104	Transformer, Class 2, 230/24 VAC	1

¹ ∅ means round shaft size (diameter); □ means square shaft size (each side)

M(VA)9308 M(VA)9310 Series Actuator accessories

Table 6: Accessories (order separately)



	Code number	Description	Qty
Damper linkages / accessories			
	DMPR-KC003	Blade pin extension (∅ 1/2 x 7 in.)(for use with D1300 dampers only)	1
 (M9000_400.jpg)	M9000-400	Jackshaft mounting kit, ∅ 0.5 to 1.05 in.	1
Weather shields			

Table 6: Accessories (order separately)








	Code number	Description	Qty
 <p>(M9000_321.jpg)</p>	M9000-322	Weather shield NEMA 4x (IP66), for M9300 on dampers	1
	M9000-342	Weather shield NEMA4x (IP66), 1/2 to 2 in. for VA9300 on VG1000 Series ball valves	1
Valve linkages			
 <p>(M9000_561.jpg)</p>	M9000-561	Thermal barrier	1
 <p>(M9000_561.jpg)</p>	M9000-700	Universal Ball Valve Linkage Kit	1
Mounting brackets			
 <p>(M9000_604.jpg)</p>	M9000-604	Anti-rotation bracket	1
Shaft couplers / position indicators			
	M9000-606	Position indicators, M9203, M9208, and M9300 Series	1
	M9300-2	Auxiliary contact kit	1

Table 6: Accessories (order separately)

	Code number	Description	Qty
	M9300-100	Threaded conduit adapters for 1/2 in. electrician's fittings	5
	M9300-140	Feedback potentiometer 140k ohms	1
	M9000-151	Remote mounting kit, with crank arm and damper linkage for M9108 (16) (24) Series Actuators	1
	M9300-1K	Feedback potentiometer 1k ohms	1
	M9300-2K	Feedback potentiometer 2k ohms	1
	M9300-10K	Feedback potentiometer 10k ohms	1
	M9310-500	Replacement VA9308/9310 valve linkage kit	1
	M9310-600	Replacement M9308/9310 gripper assembly	1

M(VA)9316, M(VA)9320 and M(VA)9335 Series Actuator accessories

Table 7: Accessories (order separately)









	Code number	Description	Qty
Damper linkages / accessories			
 (M9000_400.jpg)	DMPR-KC003	Blade pin extension (Ø 1/2 x 7 in.)(for use with D1300 dampers only)	1
 (M9000_400.jpg)	M9000-400	Jackshaft mounting kit, Ø 0.5 to 1.05 in.	1
Weather shields			
 (M9000_321.jpg)	M9000-323	Weather shield NEMA 4x (IP66), for M9300 on dampers	1
 (M9000_321.jpg)	M9000-343	Weather shield NEMA4x (IP66), 1/2 to 2 in. for M9300 on VG1000 Series ball valves	1
Valve linkages			
 (M9000_561.jpg)	M9000-539	Adapter for M9000-53x linkages	1
Mounting brackets			
 (M9000_604.jpg)	M9000-604	Anti-rotation bracket	1
	M9300-100D	Butterfly valve mounting kit for tandem M9300 Series Non-Spring Return Electric Actuators to 4, 5 and 6 in. (DN 100, 125 & 150)	1
	M9300-100S	Butterfly valve mounting kit for a single M9300 Series Non-Spring Return Electric Actuator to 2, 3 and 4 in. (DN 50, 80 & 100)	1

Table 7: Accessories (order separately)






	Code number	Description	Qty
	M9300-200S	Butterfly valve mounting kit for a single M9300 Series Non-Spring Return Electric Actuator to 8 in. (DN 200)	1
Shaft couplers / position indicators			
	M9000-606	Position indicators, M9203, M9208, and M9300 Series	1
	M9300-2	Auxiliary contact kit	1
	M9300-100	Threaded conduit adapters for 1/2 in. electrician's fittings	5
	M9300-140	Feedback potentiometer 140k ohms	1
	M9000-151	Remote mounting kit, with crank arm and damper linkage for M9108 (16) (24) Series Actuators	1
	M9300-1K	Feedback potentiometer 1k ohms	1
	M9300-2K	Feedback potentiometer 2k ohms	1

Table 7: Accessories (order separately)

	Code number	Description	Qty
	M9300-10K	Feedback potentiometer 10k ohms	1
	M9320-500	Replacement VA9320/9335 valve linkage kit	1
	M9320-600	Replacement M9320/9335 gripper assembly	1

M(VA)9203 Series Actuator accessories

Table 8: M(VA)9203 Series Actuator accessories





	Code number	Description ¹	Qty
Shaft couplers / position indicators			
 <i>(M9000_606.jpg)</i>	M9000-606	Position indicators, M9203 and M9208 Series	5
 <i>(M9203_601.jpg)</i>	M9203-601	Standard coupler kit, M9203 Series(Ø 1/4 to 1/2 in.) (□ 1.4 to 5/16 in.)	1
 <i>(M9203_602.jpg)</i>	M9203-602	Retainer for M9203 coupler	5
Mounting brackets			
 <i>(M9000_604.jpg)</i>	M9000-604	Anti-rotation bracket	1
Weather shields			

Table 8: M(VA)9203 Series Actuator accessories









	Code number	Description ¹	Qty
 (M9000_321.jpg)	M9000-322	Weather shield NEMA 4x (IP66), control dampers	1
 (M9000_341.jpg)	M9000-342	Weather shield NEMA 4x (IP66), 1/2 to 2 in. VG1000 Series ball valves	1
Damper linkages / accessories			
 (DMPR-KC003.tif)	DMPR-KC003	Blade pin extension (Ø 1/2 x 7 in.)(for use with D1300 dampers only)	1
 (DMPR-KC054.tif)	DMPR-KC054	Damper blade arm (for use with D1300 dampers only)	1
 (DMPR-KC100.tif)	DMPR-KC100	Damper blade linkage (for use with D1300 dampers only)	1
 (DMPR-KC102.tif)	DMPR-KC102	Blade pin extension (Ø 1/2 x 7 in.)(for use with D1300 dampers only)	1
 (M9203_100.jpg)	M9203-100	Remote mounting kit with crankarm	1
 (M9203_110.jpg)	M9203-110	Universal mounting kit	1

Table 8: M(VA)9203 Series Actuator accessories










	Code number	Description ¹	Qty
 <p>(M9203_115.jpg)</p>	M9203-115	Universal mounting kit with crankarm	1
 <p>(M9203_150.jpg)</p>	M9203-150	Crankarm kit	1
 <p>(M9203_250.jpg)</p>	M9203-250	Remote mounting kit with crankarm and damper linkage for D1300 dampers	1
 <p>(M9000_605.jpg)</p>	M9000-605	Ball joint for Ø 1/4 and Ø 5/16 in. rods, 5/16-24 x 33/64 in. thread mount	5
Adjustable stops			
 <p>(M9203_603.jpg)</p>	M9203-603	Adjustable stop kit	1
Valve linkages			
 <p>(M9000_607.jpg)</p>	M9000-607	Position indicators, VA9203 and VA9208 Series	5

Table 8: M(VA)9203 Series Actuator accessories

	Code number	Description ¹	Qty
 (M9000-560.jpg)	M9000-560	Ball valve linkage for spring return, 1/2 to 2 in. hot and chilled water applications	1
 (M9000_561.jpg)	M9000-561	Thermal barrier	1
 (M9000_561.jpg)	M9000-700	Universal Ball Valve Linkage Kit	1

1 Ø means round shaft size (diameter); □ means square shaft size (each side)

M(VA)9208 Series Actuator accessories

Table 9: M(VA)9208 Series Actuator accessories






	Code number	Description ²	Qty
Shaft couplers / position indicators			
 (M9000-600.tif)	M9208-600	Large coupler kit for use with M9208 Series actuators (Ø 1/2 to 3/4 in. and □ 3/8 to 9/16 in.)	1
 (M9000-601.tif)	M9208-601	Standard coupler kit for use with M9208 Series actuators (Ø 5/16 to 5/8 in. and □ 1/4 to 1/2 in.)	1
 (M9208-602.tif)	M9208-602	Retainer for M9208 coupler	5
Mounting brackets			
 (M9000-604.tif)	M9000-604	Anti-rotation bracket	1
Tools			
 (M9220-604.tif)	M9220-604	Long manual crank, 2-13/16 in. (72 mm) crank radius	5

Table 9: M(VA)9208 Series Actuator accessories

	Code number	¹ Description ²	Qty
 (M9208-605.tif)	M9208-605	Short manual crank, 1-13/16 in. (47 mm) crank radius	5
 (M9000_321.jpg)	M9000-322	Weather shield NEMA 4X(IP66), control dampers	1
Weather shields			
 (M9000_341.jpg)	M9000-342	Weather shield NEMA 4X(IP66), 1/2 to 2 in. VG1000 Series ball valves	1
Damper linkages / accessories			
 (DMPR-KC003.tif)	DMPR-KC003	Blade pin extension (Ø 1/2 x 7 in.) (for use with D1300 dampers only)	1
 (DMPR-KC054.tif)	DMPR-KC054	Damper blade arm (for use with D1300 dampers only)	1
 (DMPR-KC100.tif)	DMPR-KC100	Damper blade linkage (for use with D1300 dampers only)	1
 (DMPR-KC102.tif)	DMPR-KC102	Damper push rod, Ø 5/16 x 48 in.	1
 (M9000_400.jpg)	M9000-400	Jackshaft mounting kit, Ø 0.5 to 1.05 in.	
 (M9000_402.jpg)	M9000-402	Replacement hardware for M9000-400 jackshaft mounting kit	

Table 9: M(VA)9208 Series Actuator accessories











	Code number	¹ Description ²	Qty
 (M9000_605.jpg)	M9000-605	Ball joint for Ø 1/4 and Ø 5/16 in. rods, 5/16-24 x 33/64 in. thread mount	5
 (M9208-100.tif)	M9208-100	Remote mounting kit with crankarm	1
Damper linkages / accessories			
 (M9208-150.tif)	M9208-150	Crankarm kit	1
 (M9208-250.tif)	M9208-250	Remote mounting kit with crankarm and damper linkage (for use with D1300 dampers only)	1
Adjustable stops			
 (M9208-603.tif)	M9208-603	Adjustable stop kit	1
Wiring accessories			
 (M9200_100.jpg)	M9200-100	Threaded conduit adapters for 1/2 in. electrician's fittings	1
Valve linkages			
 (M9000_607.jpg)	M9000-607	Position indicators, VA9203 and VA9208 Series	5








Table 9: M(VA)9208 Series Actuator accessories











	Code number	Description ¹	Qty
 (M9000-560.jpg)	M9000-560	Ball valve linkage for spring return, 1/2 to 2 in. hot and chilled water applications	1
 (M9000_561.jpg)	M9000-561	Thermal barrier	1
 (M9000_561.jpg)	M9000-700	Universal Ball Valve Linkage Kit ²	1



1 Ø means round shaft size (diameter); □ means square shaft size (each side)







2 For VA9208 Series Actuators: Use field furnished #10-24 x 3 1/2" screws and two locking nuts #10-24.



M9220 Series actuator accessories

	Code number	Description ¹	Qty
Shaft couplers / position indicators			
 (M9000-611.tif)	M9000-611	Position indicators for use with M9220 Series actuators	5
 (M9220-600A.tif)	M9220-600	Jackshaft coupler kit for use with M9220 Series actuators Ø 3/4 in. to 1-1/16 in. (19 to 27 mm) round shafts; or 5/8 and 3/4 in. (16, 18 and 19 mm) square shafts	1
 (M9220-601.tif)	M9220-601	Standard coupler kit for use with M9220 Series actuators Ø 1/2 to 3/4 in. (12 to 19 mm) round shafts; or 3/8 and 1/2 in. (10, 12 and 14 mm) square shafts	1
 (M9220-602.tif)	M9220-602	Retainer for M9220 coupler	5
 (M9220-610.tif)  (M9220-602.tif)	M9220-610	10 mm square shaft adapter with retainer	1
	M9220-612	12 mm square shaft adapter with retainer	1
	M9220-614	14 mm square shaft adapter with retainer	1
Mounting brackets			
 (M9000-152.tif)	M9000-152	Reinforcing plate for mounting to thin sheet metal	1

	Code number	Description ¹	Qty
 (M9000-158.tif)	M9000-158	Tandem mounting bracket	1
 (M9000-604.tif)	M9000-604	Anti-rotation bracket	1
Damper linkages / accessories			
 (DMPR-KC003.tif)	DMPR-KC003	Blade pin extension (Ø 1/2 x 7 in.)(for use with D1300 dampers only)	1
 (DMPR-KC054.tif)	DMPR-KC054	Damper blade arm (for use with D1300 dampers only)	1
 (DMPR-KC100.tif)	DMPR-KC100	Damper blade linkage (for use with D1300 dampers only)	1
 (DMPR-KC102.tif)	DMPR-KC102	Damper push rod, Ø 5/16 x 48 in.	1
 (DMPR-KC260.tif)	DMPR-KC260	Damper mount linkage kit (for use with D1300 dampers only)	1
 (M9000-153.tif)	M9000-153	Crankarm kit(not for use with M9132 series actuators or tandem applications)	1
 (M9000-170.tif)	M9000-170	Remote mounting kit (horizontal) with crankarm and ball joint	1
 (M9000-171.tif)	M9000-171	Remote mounting kit (vertical) with crankarm and ball joint	1

	Code number	Description ¹	Qty
 (M-9000-270.tif)	M9000-270	Remote mounting kit (horizontal) with crankarm and damper linkage (for use with D1300 dampers only)	1
 (M9000-271.tif)	M9000-271	Remote mounting kit (vertical) with crankarm and damper linkage (for use with D1300 dampers only)	1
 (M9000_400.jpg)	M9000-400	Jackshaft mounting kit, Ø 0.5 to 1.05 in.	1
 (M9000_402.jpg)	M9000-402	Replacement hardware for M9000-400 jackshaft mounting kit	1
 (M9000_605.jpg)	M9000-605	Ball joint for Ø 1/4 and Ø 5/16 in. rods, 5/16-24 x 33/64 in. thread mount	5
 (M9220-605.tif)	M9220-605	Ball joint for M8x1.25 threaded rod, M8x1.25 x 16.5 mm thread mount	5
Valve linkages			
 (M9000-518.tif)	M9000-519	Ball valve linkage for spring return, 2-1/2 to 6 in. VG1000 flanged valves with 11 mm square stem	1

	Code number	Description ¹	Qty
 (M9000-531.tif)	M9000-530	VG2000 linkage kit for M9220 Series electric actuator and Johnson Controls 2-1/2 in. cast iron globe valves with 3/8 in. stems	1
	M9000-531	VG2000 linkage kit for a single M9220 Series electric actuator and Johnson Controls 3 in. and 4 in. cast iron globe valves with 3/8 in. stems	1
	M9000-533	VG2000 linkage kit for a single M9220 Series electric actuator and Johnson Controls 5 in. cast iron globe valves with 1/2 in. stems	1
	M9000-535	VG2000 linkage kit for a single M9220 Series electric actuator and Johnson Controls 6 in. cast iron globe valves with 1/2 in. stems	1
 (M9000-535.tif)	M9000-532	VG2000 linkage kit for tandem M9220 Series electric actuators and Johnson Controls 3 in. and 4 in. cast iron globe valves with 3/8 in. stems	1
	M9000-534	VG2000 linkage kit for tandem M9220 Series electric actuators and Johnson Controls 5 in. cast iron globe valves with 1/2 in. stems	1
	M9000-536	VG2000 linkage kit for tandem M9220 Series electric actuators and Johnson Controls 6 in. cast iron globe valves with 1/2 in. stems	1
	M9000-537	VG2000 linkage kit for tandem M9220 Series electric actuators and Johnson Controls 3 in. and 4 in. cast iron globe valves with 1/2 in. stems	1
 (M9000-610.tif)	M9000-610	Tandem actuator adapter kit for VG2000 Series iron globe valve linkages (not for use with the M9000-530 linkage)	1
Weather shields			
 (M9000-320.tif)	M9000-320	NEMA 3R weather shield for control dampers or M9000-53x Series linkage kits on VG2000 Series cast iron flanged globe valves	1
 (M9000-340.tif)	M9000-340	NEMA 5 weather shield for VG1000 Series ball valves with M9000-517 or M9000-519 linkage, spring return	1
Adjustable stops			
 (M9220-603.tif)	M9220-603	Adjustable stop kit	1
Wiring accessories			

	Code number	Description ¹	Qty
 (M9200_100.jpg)	M9200-100	Threaded conduit adapters for 1/2 in. electrician's fittings	
Tools			
 (M9220-604.tif)	M9220-604	Manual crank	5

1 ∅ means round shaft size (diameter); □ means square shaft size (each side)

Miscellaneous accessories

Table 10: Miscellaneous accessories











	Code number	Description	Qty
Transformers			
 (Y63T22.tif)	Y63T22-0	Transformer, 50 VA Class 2, 120/208/240 to 24 VAC 60 Hz, box mounting	1
 (Y63T31.tif)	Y63T31-0	Transformer, 50 VA Class 2, 120/208/240 to 24 VAC 60 Hz, foot/box mounting	1
 (Y64T15.tif)	Y64T15-0	Transformer, 92 VA Class 2, 120/208/240 to 24 VAC 60 Hz, foot mounting	1
 (Y64T21.tif)	Y64T21-0	Transformer, 92 VA Class 2, 120/208/240 to 24 VAC 60 Hz, box mounting	1
 (Y64T22.tif)	Y64T22-0	Transformer, 92 VA Class 2, 120/208/240 to 24 VAC 60 Hz, box mounting	1
 (Y65A13.tif)	Y65A13-0	Transformer, 40 VA Class 2, 120 to 24 VAC 60 Hz, foot mounting	1
 (Y65A21.tif)	Y65A21-0	Transformer, 40 VA Class 2, 120 to 24 VAC 60 Hz, box mounting	1
 (Y65G13.tif)	Y65G13-0	Transformer, 40 VA Class 2, 24 to 24 VAC 60 Hz isolation, foot mounting	1

Table 10: Miscellaneous accessories

	Code number	Description	Qty
Transformers			
 (Y65S13.tif)	Y65S13-0	Transformer, 40 VA Class 2, 208/240 to 24 VAC 60 Hz, foot mounting	1
 (Y66T12.tif)	Y66T12-0	Transformer, 75 VA Class 2, 120/208/240 to 24 VAC 60 Hz, foot mounting	1
 (Y66T13.tif)	Y66T13-0	Transformer, 75 VA Class 2, 120/208/240 to 24 VAC 60 Hz, foot mounting	1

Patents

Patents: <http://jciapat.com>

Product warranty

This product is covered by a limited warranty, details of which can be found at www.johnsoncontrols.com/buildingswarranty.

Single point of contact

APAC	Europe	NA/SA
JOHNSON CONTROLS C/O CONTROLS PRODUCT MANAGEMENT NO. 32 CHANGJIJANG RD NEW DISTRICT WUXI JIANGSU PROVINCE 214028 CHINA	JOHNSON CONTROLS WESTENDHOF 3 45143 ESSEN GERMANY	JOHNSON CONTROLS 507 E MICHIGAN ST MILWAUKEE WI 53202 USA

